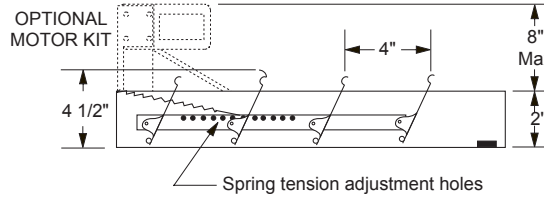
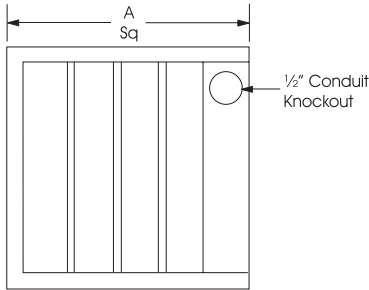


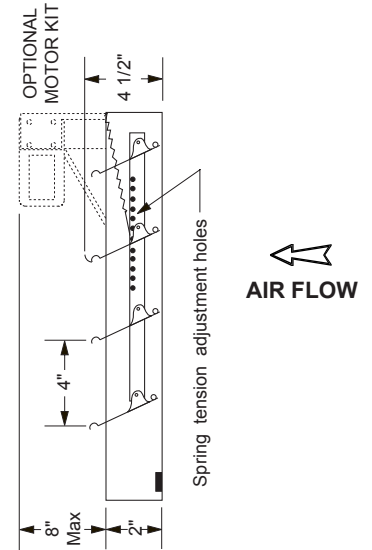


P: 800.961.7370  
www.solerpalau-usa.com

# BACKDRAFT DAMPER FOR ROOF MOUNTED AND INLINE CENTRIFUGAL/PROPELLER EXHAUST FANS



AIR FLOW ↑



AIR FLOW ←

**CAUTION:** Motor kits are not suitable for use in explosive or flammable areas or airflows.

For low velocity (CFM) field adjustment of spring tension may be required to ensure that damper blades open completely.

FAN SIZE	CENTRIFUGAL ROOF FANS	INLINE FANS		PROPELLER
	DB, RED, TXB, LPD, TXD	SQB	SQD	ARE
	"A" SQUARE	"A" SQUARE	"A" SQUARE	"A" SQUARE
6	11	-	9	-
7	-	12	-	-
8	11	12	12	-
9	11	-	-	-
10	11	14	14	14
11/12	18	18	18	18
14	18	-	-	-
15	18	22	20	-
16	18	-	-	22
18	24	24	-	-
20	24	28	-	26
24	30	35	-	-
30	36	40	-	-
36	36	48	-	-
42	48	54	-	-
48	48	-	-	-

**STANDARD SPECIFICATIONS:**

Maximum Face Velocity: 2250 fpm.  
Dimensions: See sizing chart  
"A" Dimension is square damper size.  
Frame: Galvanized steel, 2" Deep  
Blades: 26 gauge Mill Finish aluminum.  
Blade pivots: Stainless steel rivet at all pivot points.  
Seals: Felt between adjacent blades.  
Counter Balance: Adjustable spring tension.  
Finish: Mill.  
Max Temp: Damper 250° F  
Motor 130° F

**CAUTION:** Motor kits are not suitable for use in explosive or flammable areas or airflows.

**NOTES:**

- (1) Units are undersized 1/4" to fit in square ducts.
- (2) Do not mount fan less than 1/3 diameter of the fan from the damper.
- (3) Dampers shipped in individual cartons.
- (4) Motor kits ship loose for field installation.

ACCESSORY ITEMS	1	2	3	4	5	ACCESSORY ITEMS	1	2	3	4	5
<input type="checkbox"/>						<input type="checkbox"/>					
<input type="checkbox"/>						<input type="checkbox"/>					
<input type="checkbox"/>						<input type="checkbox"/>					
<input type="checkbox"/>						<input type="checkbox"/>					

Project: \_\_\_\_\_ Submitted: \_\_\_\_\_  
Customer: \_\_\_\_\_ Approved: \_\_\_\_\_  
Location: \_\_\_\_\_