

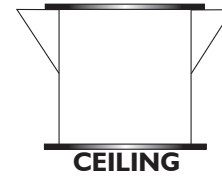
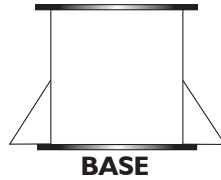
# TUBEAXIAL DUCT FANS - DIRECT/BELT DRIVE OPTIONAL MOUNTING ARRANGEMENTS AND ACCESS DOORS



6393 Powers Avenue  
Jacksonville, Florida 32217-2298  
P: 800.961.7370 / F: 800.961.7379  
www.solerpalau-usa.com

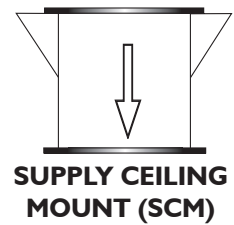
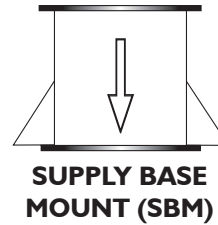

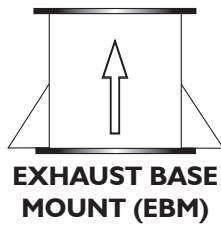


## I. VERTICAL HANGING MOUNT

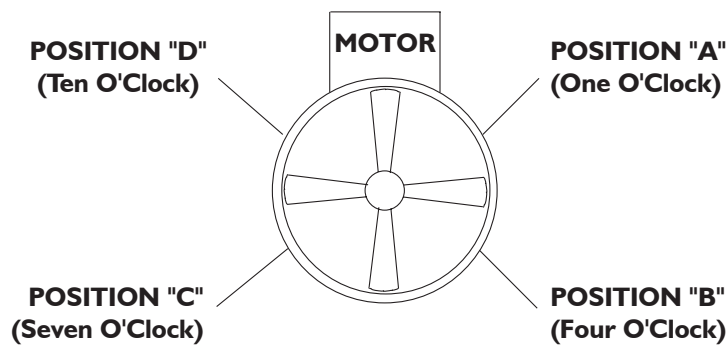


### DIRECTIONS FOR ORDERING:

Vertical Hanging mount must be ordered with isolation options unless field provided.




### ACCESS DOOR POSITIONS Facing Blade (Exhaust End)



## III. PEDESTAL MOUNT

For horizontal floor mounting.  
**NOTE:** Isolator (base) must be ordered w/pedestal base unless field supplied.



## II. HORIZONTAL HANGING BRACKETS

For horizontal ceiling mounting.  
**NOTE:** Isolator (hanging) must be ordered w/hanging brackets unless field supplied.

