



MODEL WA

COMPACT WALL AXIAL FAN



MODEL FEATURES

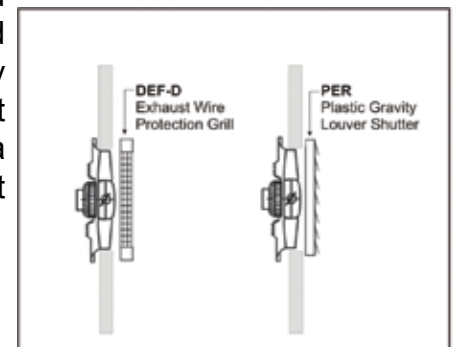
- Exhaust air up to 4,520 CFM with static pressure capabilities to 1/2" w.g.
- Constructed from die cast aluminum and finished in a black polyester paint coating
- All models include asynchronous induction capacitor run and start motors
- Low profile design
- Class F motor insulation

MODEL OVERVIEW

The S&P COMPACT WALL as the name suggests, an extremely compact design created by the combination of an external rotor motor matched with a direct drive wrap around an impeller hub. This very low profile design optimizes airflow performance while minimizing noise generation.

The S&P COMPACT WALL AXIAL FANS are designed to be installed directly into side walls, ceilings and panels in order to exhaust or supply air to the surrounding environments.

All COMPACT WALL AXIAL FANS include a one piece bell mouth inlet and mounting plate manufactured from high grade galvanized steel. The motor and fan impeller assembly are firmly supported within this mounting plate by a strong steel support frame that includes an integrated finger guard on the inlet side. All units are supplied with motors prewired to a wiring junction box located on the back of the motor hub for easy wiring access. This terminal box protects all wiring connections against the ingress of dust and moisture. The entire assembly is protected by a two stage primer and a tough corrosion and UV resistant polyester paint finish.



Model WA is available in our Quickship program. All sizes are available for next day shipping from stock.



5 year fan housing and motor warranty



CONSTRUCTION/SPECIFICATION CHECKLIST

Motor

- All models include asynchronous induction capacitor run and start motors.
- Constructed from die cast aluminum and finished in a black polyester paint coating.
- 100% Speed controllable.
- Totally enclosed IP/65 protection.
- Class F insulation.
- Suitable working temperatures -40°C (-40°F) up to 60°C (140°F).
- All models include a Safety Auto Reset Thermal Overload Protection.

Terminal Box

- Manufactured from high impact grade aluminum.
- IP65 protected.


Wheel / Impeller

- Manufactured from glass filled UV resistant polyamide.
- Special Order: Die cast aluminum. Please inquire.
- Corrosion and weather resistant.

ACCESSORIES



SC 15
Variable speed
control



DEF-D
Wire
protection
guard



PER
Plastic gravity
louver shutter



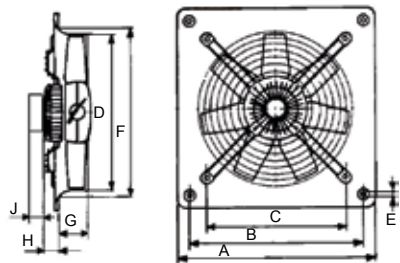
PER-CN
Aluminum
louver back
draft shutter

Please refer to the S&P Group A (Residential/Light Commercial) catalog for a complete line of accessories.



PERFORMANCE/DIMENSIONS

Dimensions in inches/mm



Model	A	B	C	D	E	F	G	H	J	Weight lbs(kgs)
WA 12	15 ^{3/4} 400	12 ^{15/16} 330	11 280	12 ^{7/16} 315	3/8 10	12 ^{15/16} 329	2 ^{7/8} 73	1 ^{1/4} 32	2 ^{1/2} 64	15 7
WA 16	19 ^{11/16} 500	16 ^{5/8} 420	13 ^{15/16} 355	15 ^{3/4} 400	3/8 10	16 ^{5/8} 422	3 ^{1/16} 78	1 ^{5/8} 41	2 ^{1/2} 64	20 9
WA 18	22 ^{1/16} 560	18 ^{3/4} 480	15 ^{3/4} 400	17 ^{3/4} 450	3/8 10	18 ^{3/4} 476	3 ^{3/4} 95	1 ^{5/8} 41	2 ^{1/2} 64	29 13
WA 20	24 ^{13/16} 630	21 ^{1/8} 537	17 ^{3/4} 450	19 ^{11/16} 500	3/8 10	21 ^{1/8} 536	3 ^{7/8} 98	1 ^{3/4} 44	2 ^{1/2} 64	34 15

Air & Sound Performance

Model	*Technical Specification	Input Watts	Peak BHP	RPM	CFM v Static Pressure (SP) Ins. WG										Sones
					0	0.05	0.1	0.15	0.2	0.25	0.3	0.35	0.4	0.5	
WA 12	HCGB/4-12/G-A	132	-	1500	1260	1200	1130	1040	900	-	-	-	-	-	9.9
WA 16	HCGB/4-16/G-A	310	0.26	1500	2430	2350	2260	2160	2050	1840	1500	-	-	-	18.9
WA 18	HCGB/4-18/G-A	550	0.50	1465	3690	3600	3510	3410	3330	3240	3140	3020	2900	2500	19.7
WA 20	HCGB/4-20/G-A	750	0.65	1500	4520	4440	4340	4220	4100	3990	3870	3740	3600	3160	28

Performance certified is for installation type A: free inlet, free outlet.

*Technical Specifications: Example

HCGB/ 4-16/ G-A
 ↓ ↓ ↓ ↓ ↓ ↓
 1 2 3 4 5 6 7

- 1-HC: COMPACT WALL AXIAL FAN reference.
- 2-G: Plastic adjustable impeller (supplied as standard).
 B: Aluminum adjustable impeller (please inquire).
- 3-B: Single Phase Motor. 120 V 60 Hz.
 T: Three Phase Motor. 220/460 V 60 Hz (please inquire).
- 5-16: Speed. Number of poles.
- 6-A: Nominal blade diameter in inches.
 Air direction.
 Form A = air over motor-impeller.
 Form B = air over-impeller motor.



Soler & Palau USA certifies that the WALL AXIAL FANS shown herein are licensed to bear the AMCA Seal. The ratings shown are based on tests and procedures performed in accordance with AMCA publication 211 and AMCA publication 311 and comply with the requirements to the AMCA Certified Ratings Program.

Performance is shown for Soler & Palau USA WALL AXIAL FANS. Speed (rpm) shown is nominal. Performance is based on actual speed of the test. Performance ratings include the effects of finger guards in the airstream. The sound ratings are loudness values in fan sones at 5ft (1.5m) in a hemispherical free field calculated per AMCA Standard 301. Values are shown are for installation type A: free inlet, free outlet.