



## **STXD, STXDe & STXDeRHUL**



Upblast Direct Drive  
Centrifugal Roof/Sidewall Exhaust Fans

***Advancing Ventilation®***

# MODELS STXD, STXDe & STXDeRHUL

UPBLAST DIRECT DRIVE CENTRIFUGAL ROOF/SIDEWALL EXHAUST FANS



## MODEL FEATURES

- Exhaust air up to 4,780 CFM in high static pressure applications up to 2¼" w.g.
- Attractive spun aluminum exterior
- Direct drive units have low sound levels and quiet operation
- Curved non-overloading backward inclined wheel for efficiency at higher static pressures
- Roof or sidewall mounting options
- AMCA Air and Sound Licensed
- cULus 705 or 762 Listed
- Miami-Dade NOA, Florida Product Approval, and Texas Department of Insurance Listing option available

## MODEL OVERVIEW

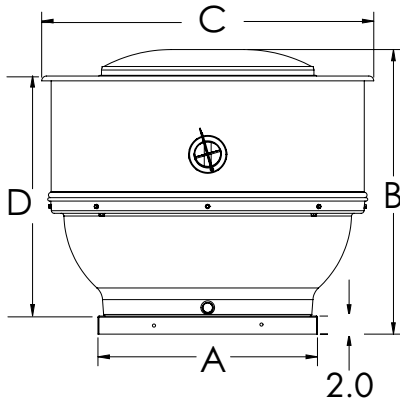
Model STXD direct drive fans are designed to exhaust air up to 4,780 CFM in high static pressure applications to 2¼". The aluminum exterior provides an attractive appearance. The non-overloading backward inclined wheel with its higher static pressure capability makes this unit suitable for either ducted or nonducted applications. Its roof or wall mounting permits location near the area to be ventilated, allowing short duct runs and more efficient operation. Direct drive units use smaller diameter wheels with lower rpm's, resulting in low sound levels and quiet operation. They have no belts or fan bearings to maintain or adjust and consequently require very little maintenance.

Isolation of the motor from the air stream and the high velocity vertical (roof) or horizontal (wall) air discharge make the Model STXD ideally suited for the removal of dirty, contaminated and/or high temperature air from processes and buildings. Typical applications include restaurant hoods and similar kitchen exhaust ventilation, fume and smoke removal, laboratory fume hood exhaust and chemical process exhaust.

## APPLICATIONS Exhaust Contaminated, Grease Laden and/or High Temperature Air

- Restaurant Hoods/Kitchen Ventilation
- Fume and Smoke Removal
- Laboratory Fume Hoods
- Chemical Process Exhaust

## DIMENSIONS



Model STXD is available in our Quickship program.



Size	A	B	C	D	Roof Opening	Curb O.D.	Damper (O.D.)	Approximate Weight (lbs) *
6	18	25-5/16	28-5/8	23-5/16	13-1/2	16- 1/2	12	89
7	18	25-5/16	28-5/8	23-5/16	13-1/2	16-1/2	12	89
8	18	25-5/16	28-5/8	23-5/16	13-1/2	16-1/2	12	98
10	18	25-5/16	28-5/8	23-5/16	13-1/2	16-1/2	12	101
12	20	26-15/16	31-5/16	24-15/16	15-1/2	18-1/2	14	111
14	20	26-15/16	31-5/16	24-15/16	15-1/2	18-1/2	14	118
15	24	27-5/8	36-1/2	25-5/8	19-1/2	22-1/2	18	140
16	24	27-5/8	36-1/2	25-5/8	19-1/2	22-1/2	18	141
18	30	35-3/4	42-5/8	30-1/2	25-3/16	28-1/2	24	230

5-year fan housing warranty, 1-year motor warranty  
STXDeRHUL units have 2-year fan housing warranty



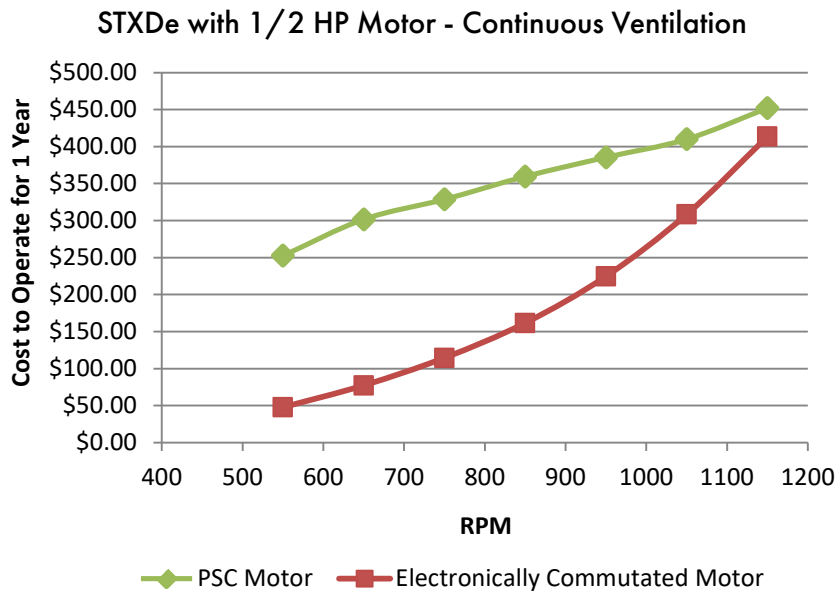
## eMOTOR - ELECTRONICALLY COMMUTATED MOTOR

S&P's eMotors are available in various voltages, and are available in 1/3, 1/2, 3/4, 1, 1-1/2, & 2HP. This fully controllable motor offers both reliability and low maintenance in one of the most efficient motor fan combinations in the industry.

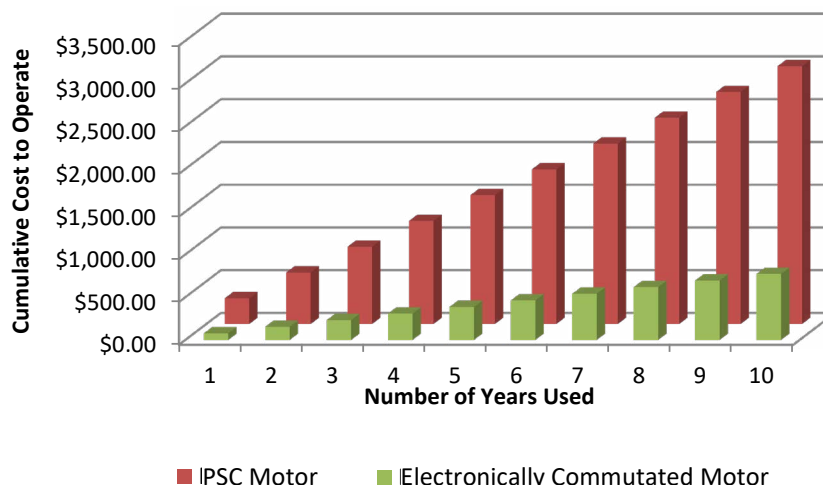
When used in S&P's STXDe upblast fan, the eMotor is the ideal solution for a low cost, fully controlled ventilation system. This motor in the STXDe can exhaust air volume up to 4,500 CFM, equal to that of a belt drive fan, with all the benefits and low maintenance of a direct drive fan.

### FEATURES AND ADVANTAGES

- Easy speed control by DC 0-10 V variation or EC style speed controller
- Unit can be controlled by a PC or building management system
- Motor has 80% usable turndown vs. 30% on a PSC motor
- Internal motor circuitry converts 115/230 V single phase AC power to DC voltage for increased efficiencies.
- cULus 705 and 762 Listing



### Cost to Operate Motors @ 650 RPM Continuous Ventilation



# MODELS STXD, STXDe & STXDeRHUL

UPBLAST DIRECT DRIVE CENTRIFUGAL ROOF/SIDEWALL EXHAUST FANS



Size Range	6, 7, 8, 10, 12, 14, 15, 16 & 18
Motor HP Range	1/25 to 2
CFM Range	55 to 4780
Static Pressure	up to 2-1/4 in. w.g.
Mounting	Suitable for Roof or Wall
Warranty	5 years/2 years for RHUL models

\*Models STXDe have Electronically Commutated (EC) Motors



# MODELS STXD, STXDe & STXDeRHUL

UPBLAST DIRECT DRIVE CENTRIFUGAL ROOF/SIDEWALL EXHAUST FANS



#	Feature	Description
1	Motor Cover	Heavy-gauge aluminum motor cover provides weather protection for motor compartment.
2	Motor Cover Cap	Heavy-gauge aluminum top with rolled bead for added strength.
3	Motor	Open drip-proof enclosure standard, many other options available.
4	Bearings	Air handling ball bearing type with cast iron housing and grease fittings.
5	Vibration Isolators	Neoprene (rubber) vibration isolators to reduce vibration and noise.
6	Motor Mounting Plate	Heavy-gauge galvanized motor mounting plate.
7	Wheel	Aluminum, non-overloading, backward-inclined, curved centrifugal wheel for maximum efficiency. Each wheel is dynamically balanced for smooth operation and long life.
8	Cooling Vanes	Helps promote cooling of the motor and drive by pulling air through the motor compartment. Helps maximize the life of the motor and drives.
9	Curved Blades	Designed to provide more CFM per HP and lower sound levels.
10	Support Legs	4 heavy-gauge galvanized support legs to anchor the motor plate to the fan base for stability and vibration reduction.
11	Shroud	Spun aluminum fan shroud with rolled bead for extra strength. Fan shroud directs the exhausted air upward away from the mounting surface.
12	Inlet Venturi	Deep spun single piece inlet venturi for optimum air and sound performance
13	Curb Cap	Fully welded curb cap for rigidity and weather protection. Pre-punched mounting holes for ease of installation.
14	Vent Tube	Oversized vent tube for maximum motor cooling.
15	Grease Drain Fitting	Grease drain fitting for connection of Grease Trough or Grease Grabber.
16	Disconnect Switch (not shown)	Standard with ODP and TE single speed motors. Ships loose.

# MODELS STXD, STXDe & STXDeRHUL

DIRECT DRIVE CENTRIFUGAL DOWNBLAST ROOF EXHAUSTERS



## OPTIONS/ACCESSORIES

**Solid State Speed Control (STXD):** S&P's solid state control is matched to the motor and blower wheel to allow continuous reduction in performance allowing adjustments of airflow for system balancing. CFM is reduced in direct proportion to motor speed reduction. Speed control is available for 115 or 230 volt single phase. Exhauster performance can be controlled from the ventilated area.



**Potentiometer Shipped Loose (STXDe):** If a variable rate that is manually changed by the operator from the occupied space is desired, the potentiometer is shipped loose and field installed in the appropriate accessible location. Simply rotating the dial will vary the speed of the fan from 20% to 100% full speed.

**Roof Curb:** Prefabricated heavy-gauge galvanized steel, welded construction, 12" high (other heights are also available) with 1-1/2" wood nailer. Assures perfect fit of exhauster to roof opening. Options include burglar bars, single or double pitch construction and hinged curbs for easy duct access.



**Common Curb:** Designed to allow both the supply fan and exhaust fan to be mounted on the same curb. This curb requires only one roof opening and speeds installation time.

**Motor Operated Damper:** Motor operated aluminum damper for positive closure against backdraft. (Not for UL762 use).



**Automatic Damper:** Automatic aluminum damper for ease in installation and effective backdraft protection. (Not for UL762 use).

**Grease Grabber or Aluminum Grease Trough:** Trap designed for fast and inexpensive replacement. Grease collects in a container for safe and sanitary disposal. Keeps roof clean with proper use.

**Curb Hinge Arrangement:** The curb hinge arrangement provides easy access to the exhaust fan, backdraft damper, and duct for servicing and cleaning.

**Birdscreen:** To protect the fan from birds and other large objects. (Ships installed when ordered with Build-to-order fans; ships loose when ordered with stock fans/Quickship)

**Insect Screen:** Helps prevent insects, snow, airborne mist or water droplets from entering. (Ships installed when ordered with Build-to-order fans).

**Special Coatings:** Powered roof exhausters often require special coatings for protective and decorative purposes. Available coatings include: Synthetic Resin, Epoxy, and Heresite (air-dried phenolic). Contact your representative or the factory for more information on available coatings and colors.

# MODELS STXD, STXDe & STXDeRHUL

UPBLAST DIRECT DRIVE CENTRIFUGAL ROOF/SIDEWALL EXHAUST FANS



## CONSTRUCTION/SPECIFICATION CHECKLIST

### Housing

- Curb cap with integral deep single piece spun inlet for efficient performance and prevention of leakage into ductwork.
- Heavy-gauge aluminum housing and curb cap for strength and rigidity. Curb cap is galvanized steel on all UL762 units.
- Enclosed, ventilated motor compartment isolates motor from exhaust air.
- Water-tight conduit tube for easy electrical connection without having to wire through the breather tube.
- NFPA - Model STXD is suitable for National Fire Protection Association installations. Contact factory for required accessories.

### Centrifugal Wheel

- All aluminum wheel
- Backward-inclined for efficiency at higher static pressure.
- Non-overloading for safe operation in ducted systems
- Curved blades for efficiency and quiet operation
- Dynamically balanced for smooth operation.

### Speed Controllable Motors (STXD)

- Brands are nationally recognized and locally serviced.
- Standard motors are single speed, speed controllable and drip-proof.
- All motors are rated for continuous duty.
- Disconnect switch is standard with drip-proof motors.
- Heavy-gauge steel motor brackets designed for maximum strength.

### Electronically Commutated Motors (STXDe)

- Brands are nationally recognized and locally serviced.
- Easy speed control by DC 0-10 V variation.
- Can be controlled by a PC or building management system.
- Motor has 80% usable turndown vs. 30% on a PSC motor.
- All motors are rated for continuous duty.
- Disconnect is standard.
- Motors ship mounted as standard.

### AMCA Seal

- Assures rating of Air and Sound performance.

### UL Label

- cULus 705 Listed Power Roof Ventilator label assures electrical reliability.

## MIAMI-DADE NOA, FLORIDA PRODUCT APPROVAL, AND TEXAS DEPARTMENT OF INSURANCE LISTING OPTION AVAILABLE

This model is designated to carry the Miami-Dade NOA and Florida Product Approval under Miami-Dade NOA# 20-1006.04 and Florida Product Approval FL37199. This model is also listed with the Texas Department of Insurance under Product Evaluation RV-126 for wind load and windborne debris resistance per IRC/IBC 2018. When this option is selected, the model will include tie downs, a fastened motor cover, and a reinforced birdscreen on the SDBD and SDB models. Curbs are required to be self-flashing, galvanized and 18 gauge steel.



### HIGH WIND TIE DOWN KIT INCLUDES:

- Tie-downs
- Fastened motor cover
- Reinforced birdscreen on the SDBD and SDB models

# MODELS STXD, STXDe & STXDeRHUL

UPBLAST DIRECT DRIVE CENTRIFUGAL ROOF/SIDEWALL EXHAUST FANS



## PERFORMANCE

### Size 6

Motor HP	RPM		Static Pressure in Inches w.g.							
			0	.125	.25	.375	.5	.625	.75	
STXD6C 1/10 HP 1550 RPM	900	CFM	125	92	-	-	-	-	-	-
		BHP	0.01	0.01	-	-	-	-	-	-
		Sones	2.1	1.7	-	-	-	-	-	-
	1050	CFM	145	119	81	-	-	-	-	-
		BHP	0.01	0.01	0.01	-	-	-	-	-
		Sones	3.1	2.6	2.7	-	-	-	-	-
	1200	CFM	166	144	117	61	-	-	-	-
		BHP	0.01	0.02	0.02	0.02	-	-	-	-
		Sones	4.2	3.7	3.6	3.8	-	-	-	-
	1350	CFM	187	168	145	116	56	-	-	-
		BHP	0.02	0.02	0.02	0.03	0.03	-	-	-
		Sones	5.4	4.9	4.8	4.8	5.0	-	-	-
	1500	CFM	208	190	170	149	119	58	-	-
		BHP	0.03	0.03	0.03	0.03	0.04	0.04	-	-
		Sones	6.6	6.1	5.9	5.9	6.0	6.2	-	-
	1650	CFM	225	208	191	172	149	115	56	-
		BHP	0.04	0.04	0.04	0.04	0.04	0.05	0.04	-
		Sones	7.5	7.1	6.9	6.8	6.8	6.9	7.1	-
STXD6 1/10 HP 1550 RPM	900	CFM	170	123	-	-	-	-	-	
		BHP	0.01	0.01	-	-	-	-	-	
		Sones	2.1	1.8	-	-	-	-	-	
	1050	CFM	199	160	95	-	-	-	-	
		BHP	0.01	0.01	0.01	-	-	-	-	
		Sones	3.0	2.7	2.8	-	-	-	-	
	1200	CFM	227	195	153	71	-	-	-	
		BHP	0.01	0.02	0.02	0.02	-	-	-	
		Sones	4.2	3.7	3.6	3.8	-	-	-	
	1350	CFM	255	228	194	147	65	-	-	
		BHP	0.02	0.02	0.02	0.03	0.03	-	-	
		Sones	5.3	5.0	4.8	4.9	5.0	-	-	
	1500	CFM	284	259	230	196	143	68	-	
		BHP	0.03	0.03	0.03	0.03	0.04	0.04	-	
		Sones	6.6	6.3	6.1	5.9	6.1	6.2	-	
	1650	CFM	308	285	259	231	194	133	68	
		BHP	0.03	0.04	0.04	0.04	0.05	0.05	0.05	
		Sones	7.5	7.2	7.0	6.9	6.9	7.0	7.1	

(1) Models STXD6/STXDe6 and STXD6C/STXDe6C have choke plate.

Performance certified is for installation type A-free inlet, free outlet. Performance ratings include the effects of birdscreen in the airstream.

The sound ratings shown are loudness values in fan sones @ 5' (1.5m) in a hemispherical free field calculated per AMCA Standard 301. Values shown are for Installation Type A: free inlet hemispherical sone levels.

Speed (RPM) shown is nominal. Performance is based on actual speed of test.

Fan RPM performances may vary from actual current motor offerings for any given model. See Optimizer2 fan selection software for current motor RPM offerings



S&P USA Ventilation Systems, LLC., Div. of Soler & Palau Ventilation Group, certifies that the Models STXD shown herein are licensed to bear the AMCA Seal. The ratings shown are based on test and procedures performed in accordance with AMCA Publication 211 and AMCA Publication 311 and comply with the requirement of the AMCA Certified Ratings Program.



STXD & STXDe:  
STANDARD 705 for Electrical  
STXD:  
STANDARD 762 for Grease Removal



# MODELS STXD, STXDe & STXDeRHUL

UPBLAST DIRECT DRIVE CENTRIFUGAL ROOF/SIDEWALL EXHAUST FANS



## PERFORMANCE

### Size 7

Motor HP		RPM		Static Pressure in Inches w.g.						
				0	.125	.25	.375	.5	.625	.75
STXD 1/10 HP 1550 RPM	STXDe 1/3 HP 1750 RPM	900	CFM	242	150	-	-	-	-	-
			BHP	0.00	0.01	-	-	-	-	-
			Sones	2.4	1.9	-	-	-	-	-
		1050	CFM	283	209	104	-	-	-	-
			BHP	0.01	0.01	0.01	-	-	-	-
			Sones	3.3	2.7	3.1	-	-	-	-
		1200	CFM	323	261	182	83	-	-	-
			BHP	0.01	0.01	0.02	0.02	-	-	-
			Sones	4.2	3.7	3.8	4.2	-	-	-
		1350	CFM	363	310	244	163	78	-	-
			BHP	0.01	0.02	0.02	0.02	0.02	-	-
			Sones	5.3	4.9	4.8	5.1	5.5	-	-
		1500	CFM	404	356	302	236	155	82	-
			BHP	0.02	0.02	0.03	0.03	0.03	0.03	-
			Sones	6.5	6.1	6.0	6.0	6.3	6.7	-
		1650	CFM	437	394	345	287	223	145	80
			BHP	0.02	0.03	0.03	0.04	0.04	0.04	0.04
			Sones	7.7	7.1	6.9	6.8	7.0	7.3	7.8

Performance certified is for installation type A-free inlet, free outlet. Performance ratings include the effects of birdscreen in the airstream.

The sound ratings shown are loudness values in fan sones @ 5' (1.5m) in a hemispherical free field calculated per AMCA Standard 301. Values shown are for Installation Type A: free inlet hemispherical sone levels.

Speed (RPM) shown is nominal. Performance is based on actual speed of test.

Fan RPM performances may vary from actual current motor offerings for any given model. See Optimizer2 fan selection software for current motor RPM offerings



S&P USA Ventilation Systems, LLC., Div. of Soler & Palau Ventilation Group, certifies that the Models STXD shown herein are licensed to bear the AMCA Seal. The ratings shown are based on test and procedures performed in accordance with AMCA Publication 211 and AMCA Publication 311 and comply with the requirement of the AMCA Certified Ratings Program.



STXD & STXDe:  
STANDARD 705 for Electrical  
STXD:  
STANDARD 762 for Grease Removal

# MODELS STXD, STXDe & STXDeRHUL

UPBLAST DIRECT DRIVE CENTRIFUGAL ROOF/SIDEWALL EXHAUST FANS



## PERFORMANCE

### Size 8

Motor HP	RPM		Static Pressure in Inches w.g.								
			0	.125	.25	.375	.5	.625	.75	.875	
STXD 1/25 HP 1050 RPM	700	CFM	379	205	-	-	-	-	-	-	-
		BHP	0.01	0.01	-	-	-	-	-	-	-
		Sones	2.3	1.6	-	-	-	-	-	-	-
	850	CFM	460	342	-	-	-	-	-	-	-
		BHP	0.01	0.02	-	-	-	-	-	-	-
		Sones	3.4	3.1	-	-	-	-	-	-	-
	1000	CFM	542	446	307	-	-	-	-	-	-
		BHP	0.02	0.02	0.03	-	-	-	-	-	-
		Sones	4.9	4.5	3.9	-	-	-	-	-	-
	1150	CFM	612	531	427	-	-	-	-	-	-
		BHP	0.03	0.03	0.04	-	-	-	-	-	-
		Sones	6.6	6.0	5.7	-	-	-	-	-	-
STXD 1/10 HP 1550 RPM	1200	CFM	670	576	451	281	-	-	-	-	
		BHP	0.03	0.04	0.04	0.04	-	-	-	-	
		Sones	6.6	5.8	5.1	4.8	-	-	-	-	
	1250	CFM	698	609	492	346	-	-	-	-	
		BHP	0.03	0.04	0.05	0.05	-	-	-	-	
		Sones	7.1	6.4	5.5	5.3	-	-	-	-	
	1300	CFM	726	642	535	402	202	-	-	-	
		BHP	0.04	0.05	0.06	0.06	0.04	-	-	-	
		Sones	7.7	6.9	6.1	5.8	5.6	-	-	-	
	1350	CFM	754	674	576	451	273	-	-	-	
		BHP	0.04	0.05	0.06	0.06	0.05	-	-	-	
		Sones	8.3	7.5	6.7	6.3	6.1	-	-	-	
	1400	CFM	782	705	613	496	344	-	-	-	
		BHP	0.04	0.06	0.07	0.07	0.07	-	-	-	
		Sones	8.9	8.1	7.3	6.8	6.6	-	-	-	
	1450	CFM	810	736	648	537	408	220	-	-	
		BHP	0.05	0.06	0.07	0.08	0.08	0.06	-	-	
		Sones	9.5	8.7	8.0	7.3	7.1	7.0	-	-	
1500	CFM	838	768	682	577	463	292	-	-		
	BHP	0.05	0.07	0.08	0.09	0.09	0.07	-	-		
	Sones	10.2	9.5	8.6	7.8	7.7	7.5	-	-		
1550	CFM	866	798	716	619	512	363	-	-		
	BHP	0.06	0.07	0.09	0.10	0.10	0.09	-	-		
	Sones	10.8	9.9	9.2	8.2	8.0	7.9	-	-		
1600	CFM	894	828	749	662	558	430	258	-		
	BHP	0.07	0.08	0.09	0.10	0.11	0.10	0.08	-		
	Sones	11.2	10.4	9.8	8.7	8.4	8.3	8.2	-		
1650	CFM	922	858	783	703	600	489	329	-		
	BHP	0.07	0.09	0.10	0.11	0.12	0.12	0.10	-		
	Sones	11.7	10.9	10.3	9.3	8.8	8.7	8.6	-		
1700	CFM	904	849	797	736	669	586	443	182		
	BHP	0.09	0.10	0.11	0.12	0.12	0.13	0.12	0.08		
	Sones	10.8	10.5	10.3	9.7	9.2	8.8	8.3	8.0		
1750	CFM	935	881	832	773	712	636	536	312		
	BHP	0.09	0.11	0.12	0.13	0.13	0.14	0.14	0.11		
	Sones	11.4	10.9	10.8	10.2	9.7	9.2	8.8	8.4		

STXDe  
1/3 HP  
1750 RPM



S&P USA Ventilation Systems, LLC., Div. of Soler & Palau Ventilation Group, certifies that the Models STXD shown herein are licensed to bear the AMCA Seal. The ratings shown are based on test and procedures performed in accordance with AMCA Publication 211 and AMCA Publication 311 and comply with the requirement of the AMCA Certified Ratings Program.



STXD & STXDe:  
STANDARD 705 for Electrical  
STXD:  
STANDARD 762 for Grease Removal

Performance certified is for installation type A-free inlet, free outlet. Performance ratings include the effects of birdscreen in the airstream.

The sound ratings shown are loudness values in fan sones @ 5' (1.5m) in a hemispherical free field calculated per AMCA Standard 301. Values shown are for Installation Type A: free inlet hemispherical sone levels.

Speed (RPM) shown is nominal. Performance is based on actual speed of test.

Fan RPM performances may vary from actual current motor offerings for any given model. See Optimizer2 fan selection software for current motor RPM offerings

# MODELS STXD, STXDe & STXDeRHUL

UPBLAST DIRECT DRIVE CENTRIFUGAL ROOF/SIDEWALL EXHAUST FANS



## PERFORMANCE

### Size 10

Motor HP	RPM		Static Pressure in Inches w.g.									
			0	.125	.25	.375	.5	.625	.75	.875	1	
STXD 1/4 HP 1075 RPM	700	CFM	587	410	-	-	-	-	-	-	-	-
		BHP	0.02	0.03	-	-	-	-	-	-	-	-
		Sones	3.2	2.4	-	-	-	-	-	-	-	-
	850	CFM	712	575	377	-	-	-	-	-	-	-
		BHP	0.04	0.04	0.05	-	-	-	-	-	-	-
		Sones	4.8	4.1	3.5	-	-	-	-	-	-	-
	1000	CFM	838	726	591	360	-	-	-	-	-	-
		BHP	0.06	0.07	0.08	0.07	-	-	-	-	-	-
		Sones	6.5	5.8	5.4	4.8	-	-	-	-	-	-
	1150	CFM	979	886	777	657	452	-	-	-	-	-
		BHP	0.09	0.10	0.11	0.12	0.12	-	-	-	-	-
		Sones	8.4	7.7	7.2	6.8	6.3	-	-	-	-	-
STXDe 1/3 HP 1750 RPM	1200	CFM	1005	914	810	693	533	-	-	-	-	
		BHP	0.07	0.08	0.09	0.09	0.09	-	-	-	-	
		Sones	7.9	7.5	7.2	6.9	6.7	-	-	-	-	
	1250	CFM	1046	960	861	753	620	355	-	-	-	
		BHP	0.08	0.09	0.10	0.10	0.11	0.10	-	-	-	
		Sones	8.5	8.1	7.8	7.5	7.3	7.1	-	-	-	
	1300	CFM	1088	1006	911	811	691	499	-	-	-	
		BHP	0.09	0.10	0.11	0.12	0.12	0.12	-	-	-	
		Sones	9.1	8.7	8.4	8.1	7.9	7.7	-	-	-	
	1350	CFM	1130	1051	960	866	756	613	324	-	-	
		BHP	0.10	0.11	0.12	0.13	0.13	0.13	0.12	-	-	
		Sones	9.8	9.4	9.1	8.8	8.5	8.3	8.2	-	-	
1400	CFM	1172	1096	1010	920	818	697	481	-	-		
	BHP	0.12	0.12	0.13	0.14	0.15	0.15	0.14	-	-		
	Sones	10.5	10.1	9.7	9.4	9.2	9.0	8.8	-	-		
1450	CFM	1214	1141	1059	972	877	767	609	322	-		
	BHP	0.13	0.13	0.14	0.15	0.16	0.17	0.16	0.14	-		
	Sones	11.2	10.8	10.4	10.2	9.9	9.7	9.5	9.3	-		
1500	CFM	1256	1186	1107	1023	935	834	710	484	-		
	BHP	0.14	0.15	0.16	0.17	0.18	0.18	0.18	0.17	-		
	Sones	11.9	11.5	11.2	10.9	10.7	10.4	10.2	10.0	-		
1550	CFM	1298	1230	1155	1073	991	896	788	620	344		
	BHP	0.16	0.16	0.17	0.18	0.19	0.20	0.20	0.20	0.17		
	Sones	12.4	12.1	11.7	11.4	11.2	11.0	10.8	10.6	10.4		
1600	CFM	1340	1275	1202	1123	1045	955	856	731	507		
	BHP	0.17	0.18	0.19	0.20	0.21	0.22	0.22	0.22	0.21		
	Sones	13.0	12.6	12.2	12.0	11.7	11.5	11.3	11.1	10.9		
1650	CFM	1381	1319	1249	1173	1097	1014	922	815	645		
	BHP	0.19	0.19	0.20	0.22	0.23	0.24	0.24	0.25	0.24		
	Sones	13.6	13.2	12.8	12.5	12.3	12.0	11.8	11.7	11.5		
1700	CFM	1445	1385	1319	1248	1175	1100	1015	922	809		
	BHP	0.22	0.22	0.23	0.24	0.26	0.27	0.27	0.28	0.28		
	Sones	14.2	13.8	13.4	13.1	12.8	12.6	12.4	12.2	12.0		



S&P USA Ventilation Systems, LLC, Div. of Soler & Palau Ventilation Group, certifies that the Models STXD shown herein are licensed to bear the AMCA Seal. The ratings shown are based on test and procedures performed in accordance with AMCA Publication 211 and AMCA Publication 311 and comply with the requirement of the AMCA Certified Ratings Program.



STXD & STXDe:  
STANDARD 705 for Electrical  
STXD:  
STANDARD 762 for Grease Removal

Performance certified is for installation type A-free inlet, free outlet. Performance ratings include the effects of birdscreen in the airstream.

The sound ratings shown are loudness values in fan sones @ 5' (1.5m) in a hemispherical free field calculated per AMCA Standard 301. Values shown are for Installation Type A: free inlet hemispherical sone levels.

Speed (RPM) shown is nominal. Performance is based on actual speed of test.

Fan RPM performances may vary from actual current motor offerings for any given model. See Optimizer2 fan selection software for current motor RPM offerings

# MODELS STXD, STXDe & STXDeRHUL

UPBLAST DIRECT DRIVE CENTRIFUGAL ROOF/SIDEWALL EXHAUST FANS



## PERFORMANCE

### Size 12

Motor HP	RPM		Static Pressure in Inches w.g.										
			0	.125	.25	.375	.5	.625	.75	.875	1	1.25	
STXD 1/4 HP 1075 RPM	900	CFM	998	833	642	-	-	-	-	-	-	-	-
		BHP	0.05	0.06	0.07	-	-	-	-	-	-	-	-
		Sones	5.7	5.3	5.0	-	-	-	-	-	-	-	-
	950	CFM	1053	897	729	470	-	-	-	-	-	-	-
		BHP	0.06	0.08	0.08	0.08	-	-	-	-	-	-	-
		Sones	6.2	5.9	5.7	5.3	-	-	-	-	-	-	-
	1000	CFM	1109	959	808	601	-	-	-	-	-	-	-
		BHP	0.08	0.09	0.09	0.10	-	-	-	-	-	-	-
		Sones	6.8	6.5	6.3	5.9	-	-	-	-	-	-	-
	1050	CFM	1164	1021	883	697	-	-	-	-	-	-	-
		BHP	0.09	0.10	0.11	0.11	-	-	-	-	-	-	-
		Sones	7.4	7.2	6.9	6.6	-	-	-	-	-	-	-
	1100	CFM	1220	1083	953	782	552	-	-	-	-	-	-
		BHP	0.10	0.11	0.12	0.13	0.13	-	-	-	-	-	-
		Sones	8.1	7.8	7.6	7.3	6.9	-	-	-	-	-	-
	1150	CFM	1284	1155	1031	883	701	-	-	-	-	-	-
		BHP	0.12	0.13	0.14	0.15	0.15	-	-	-	-	-	-
		Sones	8.7	8.5	8.2	7.9	7.6	-	-	-	-	-	-
	STXD 1/2 HP 1625 RPM	1200	CFM	1337	1218	1091	955	795	524	-	-	-	-
			BHP	0.10	0.11	0.12	0.13	0.14	0.13	-	-	-	-
			Sones	8.8	8.5	8.2	7.7	7.5	7.3	-	-	-	-
1250		CFM	1393	1278	1157	1030	883	681	-	-	-	-	
		BHP	0.11	0.12	0.13	0.14	0.15	0.15	-	-	-	-	
		Sones	9.5	9.2	8.9	8.4	8.1	7.9	-	-	-	-	
1300		CFM	1449	1338	1223	1103	967	806	522	-	-	-	
		BHP	0.12	0.14	0.15	0.16	0.17	0.17	0.16	-	-	-	
		Sones	10.2	9.9	9.6	9.1	8.8	8.6	8.4	-	-	-	
1350		CFM	1505	1397	1288	1174	1047	904	690	-	-	-	
		BHP	0.14	0.15	0.17	0.18	0.19	0.19	0.19	-	-	-	
		Sones	10.9	10.6	10.2	9.9	9.5	9.3	9.0	-	-	-	
1400		CFM	1560	1456	1353	1242	1125	991	828	-	-	-	
		BHP	0.15	0.17	0.18	0.20	0.21	0.21	0.22	-	-	-	
		Sones	11.6	11.3	11.0	10.6	10.2	10.0	9.8	-	-	-	
1450		CFM	1616	1515	1417	1310	1200	1076	936	-	-	-	
		BHP	0.17	0.19	0.20	0.21	0.23	0.23	0.24	-	-	-	
		Sones	12.4	12.1	11.7	11.4	11.0	10.8	10.5	-	-	-	
1500		CFM	1672	1573	1481	1376	1273	1156	1028	863	-	-	
		BHP	0.19	0.20	0.22	0.23	0.25	0.26	0.26	0.26	-	-	
		Sones	13.1	12.8	12.5	12.1	11.8	11.5	11.3	11.1	-	-	
1550	CFM	1727	1632	1543	1442	1343	1234	1114	979	769	-		
	BHP	0.21	0.22	0.24	0.26	0.27	0.28	0.29	0.29	0.29	-		
	Sones	13.8	13.4	13.1	12.7	12.4	12.1	11.9	11.7	11.5	-		
1600	CFM	1783	1690	1605	1508	1412	1310	1197	1075	913	-		
	BHP	0.23	0.25	0.26	0.28	0.29	0.30	0.31	0.32	0.32	-		
	Sones	14.4	14.0	13.7	13.4	13.1	12.7	12.5	12.3	12.1	-		
1650	CFM	1839	1748	1665	1573	1480	1384	1277	1162	1032	-		
	BHP	0.25	0.27	0.29	0.30	0.32	0.33	0.34	0.35	0.35	-		
	Sones	15.0	14.7	14.3	14.0	13.7	13.4	13.1	12.9	12.7	-		
1700	CFM	1918	1831	1751	1665	1574	1485	1387	1282	1168	822		
	BHP	0.28	0.30	0.32	0.34	0.35	0.37	0.38	0.39	0.40	0.39		
	Sones	15.6	15.3	15.0	14.7	14.3	14.0	13.7	13.5	13.3	13.0		



S&P USA Ventilation Systems, LLC, Div. of Soler & Palau Ventilation Group, certifies that the Models STXD shown herein are licensed to bear the AMCA Seal. The ratings shown are based on test and procedures performed in accordance with AMCA Publication 211 and AMCA Publication 311 and comply with the requirement of the AMCA Certified Ratings Program.



STXD & STXDe:  
STANDARD 705 for Electrical  
STXD:  
STANDARD 762 for Grease Removal

Performance certified is for installation type A-free inlet, free outlet. Performance ratings include the effects of birdscreen in the airstream.

The sound ratings shown are loudness values in fan sones @ 5' (1.5m) in a hemispherical free field calculated per AMCA Standard 301. Values shown are for Installation Type A: free inlet hemispherical sone levels.

Speed (RPM) shown is nominal. Performance is based on actual speed of test.

Fan RPM performances may vary from actual current motor offerings for any given model. See Optimizer2 fan selection software for current motor RPM offerings

# MODELS STXD, STXDe & STXDeRHUL

UPBLAST DIRECT DRIVE CENTRIFUGAL ROOF/SIDEWALL EXHAUST FANS



## PERFORMANCE

### Size 14

Motor HP	RPM		Static Pressure in Inches w.g.											
			0	.125	.25	.375	.5	.625	.75	.875	1	1.25	1.5	
STXD 1/4 HP 1075 RPM	750	CFM	1479	1246	930	-	-	-	-	-	-	-	-	-
		BHP	0.07	0.08	0.09	-	-	-	-	-	-	-	-	-
		Sones	6.4	5.7	5.1	-	-	-	-	-	-	-	-	-
	850	CFM	1677	1481	1240	868	-	-	-	-	-	-	-	-
		BHP	0.10	0.12	0.12	0.12	-	-	-	-	-	-	-	-
		Sones	8.1	7.4	6.7	6.3	-	-	-	-	-	-	-	-
	950	CFM	1874	1702	1500	1244	-	-	-	-	-	-	-	-
		BHP	0.14	0.16	0.17	0.17	-	-	-	-	-	-	-	-
		Sones	10.0	9.3	8.5	8.0	-	-	-	-	-	-	-	-
	1100	CFM	2148	1998	1830	1651	1411	1077	-	-	-	-	-	-
		BHP	0.21	0.23	0.25	0.26	0.26	0.25	-	-	-	-	-	-
		Sones	13.2	12.4	11.7	11.0	10.5	10.2	-	-	-	-	-	-
STXD 3/4 HP 1650 RPM	1,150	CFM	2195	2076	1950	1808	1659	1475	1201	-	-	-	-	-
		BHP	0.25	0.27	0.30	0.32	0.34	0.35	0.34	-	-	-	-	-
		Sones	12.1	11.8	11.5	11.1	10.5	10.0	10.7	-	-	-	-	-
	1,200	CFM	2290	2177	2058	1923	1784	1625	1447	-	-	-	-	-
		BHP	0.29	0.31	0.33	0.36	0.38	0.40	0.40	-	-	-	-	-
		Sones	13.1	12.8	12.5	12.1	11.6	11.1	11.2	-	-	-	-	-
	1,250	CFM	2386	2277	2165	2037	1904	1762	1585	1354	-	-	-	-
		BHP	0.32	0.35	0.37	0.40	0.42	0.44	0.45	0.44	-	-	-	-
		Sones	14.0	13.7	13.5	13.2	12.6	12.2	11.7	12.5	-	-	-	-
	1,300	CFM	2481	2376	2269	2149	2022	1891	1738	1575	-	-	-	-
		BHP	0.36	0.39	0.42	0.44	0.47	0.49	0.51	0.51	-	-	-	-
		Sones	15.1	14.8	14.5	14.2	13.8	13.3	12.8	13.0	-	-	-	-
1,350	CFM	2576	2476	2373	2260	2139	2015	1879	1712	1524	-	-	-	
	BHP	0.41	0.43	0.46	0.49	0.52	0.54	0.56	0.57	0.56	-	-	-	
	Sones	16.2	15.9	15.6	15.3	14.9	14.5	14.0	13.6	14.4	-	-	-	
1,400	CFM	2672	2575	2477	2370	2254	2135	2011	1865	1715	-	-	-	
	BHP	0.45	0.48	0.51	0.54	0.57	0.59	0.62	0.63	0.63	-	-	-	
	Sones	17.2	16.9	16.7	16.4	16.1	15.6	15.2	14.8	15.0	-	-	-	
1,450	CFM	2767	2674	2579	2478	2367	2253	2136	2007	1851	1252	-	-	
	BHP	0.50	0.53	0.56	0.59	0.62	0.65	0.68	0.70	0.71	0.63	-	-	
	Sones	18.3	18.0	17.7	17.5	17.2	16.8	16.4	16.0	15.6	17.2	-	-	
1,500	CFM	2863	2772	2681	2585	2479	2370	2258	2140	2003	1653	-	-	
	BHP	0.56	0.59	0.62	0.65	0.68	0.71	0.74	0.76	0.78	0.77	-	-	
	Sones	19.5	19.2	18.9	18.6	18.3	18.0	17.6	17.2	16.9	17.8	-	-	
1,550	CFM	2958	2871	2782	2691	2590	2485	2377	2267	2145	1871	-	-	
	BHP	0.62	0.64	0.68	0.71	0.74	0.77	0.80	0.83	0.85	0.86	-	-	
	Sones	20.3	20.0	19.7	19.5	19.2	18.9	18.5	18.1	17.8	18.0	-	-	
1,600	CFM	3054	2969	2883	2796	2700	2598	2495	2390	2279	2008	1481	-	
	BHP	0.68	0.71	0.74	0.77	0.81	0.84	0.87	0.90	0.93	0.95	0.88	-	
	Sones	21.2	21.0	20.7	20.5	20.2	19.9	19.5	19.1	18.7	18.1	19.9	-	
1,650	CFM	3149	3067	2984	2900	2809	2711	2612	2510	2406	2159	1849	-	
	BHP	0.74	0.77	0.81	0.84	0.87	0.91	0.94	0.97	1.00	1.04	1.03	-	
	Sones	22.2	21.9	21.6	21.3	21.1	20.8	20.4	20.0	19.7	18.9	20.0	-	
STXD 1-1/2 HP 1725 RPM	1,725	CFM	3268	3191	3112	3029	2946	2853	2757	2657	2550	2311	2019	-
		BHP	0.73	0.76	0.79	0.82	0.85	0.87	0.90	0.92	0.94	0.97	0.98	-
		Sones	23.9	23.1	22.2	21.5	21.1	20.7	20.4	20.1	19.9	19.3	18.8	-



S&P USA Ventilation Systems, LLC, Div. of Soler & Palou Ventilation Group, certifies that the Models STXD shown herein are licensed to bear the AMCA Seal. The ratings shown are based on test and procedures performed in accordance with AMCA Publication 211 and AMCA Publication 311 and comply with the requirement of the AMCA Certified Ratings Program.



STXD & STXDe:  
STANDARD 705 for Electrical  
STXD:  
STANDARD 762 for Grease Removal

Performance certified is for installation type A-free inlet, free outlet. Performance ratings include the effects of birdscreen in the airstream.

The sound ratings shown are loudness values in fan sones @ 5' (1.5m) in a hemispherical free field calculated per AMCA Standard 301. Values shown are for Installation Type A: free inlet hemispherical sone levels.

Speed (RPM) shown is nominal. Performance is based on actual speed of test.

Fan RPM performances may vary from actual current motor offerings for any given model. See Optimizer2 fan selection software for current motor RPM offerings

# MODELS STXD, STXDe & STXDeRHUL

UPBLAST DIRECT DRIVE CENTRIFUGAL ROOF/SIDEWALL EXHAUST FANS



## PERFORMANCE

### Size 15

Motor HP	RPM		Static Pressure in Inches w.g.								
			0	.125	.25	.375	.5	.625	.75	.875	
STXD 1/2 HP 1140 RPM	750	CFM	1719	1515	1258	800	-	-	-		
		BHP	0.08	0.09	0.10	0.10	-	-	-		
		Sones	6.8	6.1	5.4	4.8	-	-	-		
	800	CFM	1834	1647	1404	1124	-	-	-		
		BHP	0.10	0.11	0.12	0.13	-	-	-		
		Sones	7.6	7.0	6.2	5.7	-	-	-		
	850	CFM	1948	1772	1548	1315	-	-	-		
		BHP	0.11	0.13	0.14	0.15	-	-	-		
		Sones	8.5	7.9	7.1	6.5	-	-	-		
	900	CFM	2063	1895	1691	1484	1194	-	-		
		BHP	0.14	0.16	0.17	0.18	0.19	-	-		
		Sones	9.4	8.7	8.1	7.4	6.9	-	-		
	950	CFM	2178	2016	1833	1634	1398	-	-		
		BHP	0.16	0.18	0.19	0.21	0.22	-	-		
		Sones	10.3	9.7	9.1	8.4	7.9	-	-		
	1000	CFM	2292	2137	1974	1778	1584	1301	-		
		BHP	0.19	0.21	0.22	0.24	0.25	0.25	-		
		Sones	11.3	10.7	10.1	9.4	8.8	8.4	-		
	1050	CFM	2407	2256	2113	1922	1747	1514	-		
		BHP	0.22	0.24	0.26	0.27	0.29	0.29	-		
		Sones	12.4	11.8	11.2	10.5	9.8	9.4	-		
	1100	CFM	2522	2375	2248	2065	1896	1707	1451		
		BHP	0.25	0.27	0.29	0.31	0.32	0.33	0.34		
		Sones	13.4	12.9	12.3	11.6	11.0	10.4	9.9		
1150	CFM	2643	2501	2384	2215	2048	1887	1670	1298		
	BHP	0.29	0.31	0.33	0.35	0.37	0.39	0.39	0.38		
	Sones	14.6	14.0	13.5	12.8	12.1	11.5	11.0	10.6		

Performance certified is for installation type A-free inlet, free outlet. Performance ratings include the effects of birdscreen in the airstream.

The sound ratings shown are loudness values in fan sones @ 5' (1.5m) in a hemispherical free field calculated per AMCA Standard 301. Values shown are for Installation Type A: free inlet hemispherical sone levels.

Speed (RPM) shown is nominal. Performance is based on actual speed of test.

Fan RPM performances may vary from actual current motor offerings for any given model. See Optimizer2 fan selection software for current motor RPM offerings



S&P USA Ventilation Systems, LLC., Div. of Soler & Palau Ventilation Group, certifies that the Models STXD shown herein are licensed to bear the AMCA Seal. The ratings shown are based on test and procedures performed in accordance with AMCA Publication 211 and AMCA Publication 311 and comply with the requirement of the AMCA Certified Ratings Program.



STXD & STXDe:  
STANDARD 705 for Electrical  
STXD:  
STANDARD 762 for Grease Removal

# MODELS STXD, STXDe & STXDeRHUL

UPBLAST DIRECT DRIVE CENTRIFUGAL ROOF/SIDEWALL EXHAUST FANS



## PERFORMANCE

### Size 15 continued

Motor HP	RPM		Static Pressure in Inches w.g.											
			0	.125	.25	.375	.5	.625	.75	.875	1	1.25	1.5	1.75
STXD 3/4 HP 1650 RPM	1300	CFM	2658	2554	2452	2347	2226	2085	1938	1790	1578	-	-	-
		BHP	0.30	0.32	0.35	0.37	0.39	0.42	0.44	0.46	0.46	-	-	-
		Sones	15.5	15.0	14.5	14.1	13.6	13.2	12.9	12.5	12.3	-	-	-
	1350	CFM	2760	2660	2562	2462	2351	2220	2078	1943	1790	-	-	-
		BHP	0.34	0.36	0.38	0.41	0.44	0.46	0.48	0.50	0.52	-	-	-
		Sones	16.5	16.0	15.6	15.2	14.7	14.4	14.0	13.6	13.3	-	-	-
	1400	CFM	2862	2766	2671	2575	2473	2352	2218	2082	1947	1410	-	-
		BHP	0.38	0.40	0.42	0.45	0.48	0.50	0.52	0.55	0.57	0.54	-	-
		Sones	17.6	17.1	16.6	16.2	15.8	15.4	15.1	14.7	14.4	13.8	-	-
	1450	CFM	2965	2871	2780	2688	2592	2480	2354	2222	2096	1745	-	-
		BHP	0.42	0.44	0.47	0.49	0.52	0.55	0.57	0.60	0.62	0.63	-	-
		Sones	18.7	18.2	17.8	17.3	16.9	16.5	16.2	15.8	15.5	14.9	-	-
	1500	CFM	3067	2977	2888	2799	2708	2606	2488	2362	2235	1968	-	-
		BHP	0.46	0.49	0.51	0.54	0.57	0.60	0.62	0.65	0.68	0.71	-	-
		Sones	19.8	19.3	18.9	18.5	18.0	17.6	17.3	16.9	16.6	16.0	-	-
	1550	CFM	3169	3082	2996	2910	2823	2729	2618	2499	2375	2127	-	-
		BHP	0.51	0.53	0.56	0.59	0.62	0.65	0.68	0.70	0.73	0.78	-	-
		Sones	20.7	20.3	19.8	19.4	18.9	18.6	18.2	17.9	17.5	16.9	-	-
	1600	CFM	3271	3187	3103	3020	2936	2848	2746	2634	-	-	-	-
		BHP	0.56	0.59	0.61	0.64	0.68	0.71	0.73	0.76	-	-	-	-
		Sones	21.6	21.2	20.7	20.3	19.9	19.5	19.1	18.8	-	-	-	-
	1650	CFM	3374	3291	3210	3130	3049	2965	-	-	-	-	-	-
		BHP	0.61	0.64	0.67	0.70	0.73	0.76	-	-	-	-	-	-
		Sones	22.5	22.1	21.6	21.2	20.8	20.4	-	-	-	-	-	-
STXD 1-1/2 HP 1725 RPM	1750	CFM	3997	3900	3806	3717	3628	3535	3436	3336	3237	3027	2781	2492
		BHP	0.78	0.82	0.86	0.90	0.94	0.97	1.01	1.04	1.08	1.13	1.18	1.21
		Sones	26.2	25.7	25.2	24.7	24.5	24.2	23.8	23.4	23.0	22.3	21.9	21.6

Performance certified is for installation type A-free inlet, free outlet. Performance ratings include the effects of birdscreen in the airstream.

The sound ratings shown are loudness values in fan sones @ 5' (1.5m) in a hemispherical free field calculated per AMCA Standard 301. Values shown are for Installation Type A: free inlet hemispherical sone levels.

Speed (RPM) shown is nominal. Performance is based on actual speed of test.

Fan RPM performances may vary from actual current motor offerings for any given model. See Optimizer2 fan selection software for current motor RPM offerings



S&P USA Ventilation Systems, LLC., Div. of Soler & Palau Ventilation Group, certifies that the Models STXD shown herein are licensed to bear the AMCA Seal. The ratings shown are based on test and procedures performed in accordance with AMCA Publication 211 and AMCA Publication 311 and comply with the requirement of the AMCA Certified Ratings Program.



STXD & STXDe:  
STANDARD 705 for Electrical  
STXD:  
STANDARD 762 for Grease Removal

# MODELS STXD, STXDe & STXDeRHUL

UPBLAST DIRECT DRIVE CENTRIFUGAL ROOF/SIDEWALL EXHAUST FANS



## PERFORMANCE Size 15 continued

Motor HP	RPM		Static Pressure in Inches w.g.												
			0	.125	.25	.375	.5	.625	.75	.875	1	1.25	1.5	1.75	2
STXDe 1-1/2 HP 1800 RPM	600	CFM	1319	1065	699	-	-	-	-	-	-	-	-	-	-
		BHP	0.04	0.05	0.05	-	-	-	-	-	-	-	-	-	-
		Sones	4.0	3.4	3.4	-	-	-	-	-	-	-	-	-	-
	700	CFM	1538	1327	1065	-	-	-	-	-	-	-	-	-	-
		BHP	0.06	0.07	0.09	-	-	-	-	-	-	-	-	-	-
		Sones	5.4	5.0	4.8	-	-	-	-	-	-	-	-	-	-
	800	CFM	1758	1576	1371	1115	-	-	-	-	-	-	-	-	-
		BHP	0.09	0.10	0.12	0.13	-	-	-	-	-	-	-	-	-
		Sones	6.9	6.6	6.1	6.2	-	-	-	-	-	-	-	-	-
	900	CFM	1978	1818	1644	1441	1205	-	-	-	-	-	-	-	-
		BHP	0.12	0.14	0.16	0.18	0.19	-	-	-	-	-	-	-	-
		Sones	8.2	8.0	7.5	7.3	7.4	-	-	-	-	-	-	-	-
	1000	CFM	2198	2055	1902	1736	1539	1326	-	-	-	-	-	-	-
		BHP	0.17	0.19	0.21	0.24	0.25	0.25	-	-	-	-	-	-	-
		Sones	9.7	9.2	8.9	8.5	8.5	8.7	-	-	-	-	-	-	-
	1100	CFM	2418	2289	2152	2008	1850	1662	1467	1158	-	-	-	-	-
		BHP	0.23	0.25	0.28	0.30	0.32	0.33	0.34	0.33	-	-	-	-	-
		Sones	11.3	10.7	10.5	10.1	9.9	10.0	10.2	10.4	-	-	-	-	-
	1200	CFM	2637	2520	2396	2267	2130	1977	1804	1627	1399	-	-	-	-
		BHP	0.30	0.32	0.35	0.37	0.40	0.42	0.43	0.44	0.44	-	-	-	-
		Sones	12.9	12.7	12.5	12.2	11.8	11.7	11.8	12.0	12.1	-	-	-	-
	1300	CFM	2857	2749	2636	2519	2397	2266	2122	1961	1799	-	-	-	-
		BHP	0.38	0.40	0.43	0.46	0.49	0.52	0.54	0.55	0.56	-	-	-	-
		Sones	15.0	14.8	14.6	14.4	14.0	13.6	13.6	13.7	13.8	-	-	-	-
	1400	CFM	3077	2977	2873	2765	2654	2538	2415	2279	2130	1820	-	-	-
		BHP	0.47	0.50	0.53	0.56	0.59	0.62	0.65	0.67	0.68	0.70	-	-	-
		Sones	17.2	17.1	17.0	16.8	16.4	16.0	15.6	15.7	15.8	16.1	-	-	-
	1500	CFM	3297	3203	3107	3008	2906	2801	2691	2575	2446	2167	1860	-	-
		BHP	0.58	0.61	0.64	0.67	0.71	0.74	0.77	0.80	0.82	0.85	0.86	-	-
		Sones	19.7	19.6	19.4	19.2	19.0	18.6	18.2	17.8	17.8	18.0	18.2	-	-
1600	CFM	3516	3429	3339	3247	3153	3056	2956	2852	2742	2494	2230	1917	-	
	BHP	0.70	0.74	0.77	0.80	0.84	0.87	0.91	0.94	0.97	1.02	1.04	1.04	-	
	Sones	21.3	21.2	21.1	21.0	20.9	20.5	20.1	19.7	19.3	19.5	19.7	19.9	-	
1700	CFM	3736	3654	3570	3484	3396	3306	3214	3119	3020	2805	2561	2311	1994	
	BHP	0.84	0.88	0.91	0.95	0.99	1.02	1.06	1.10	1.13	1.19	1.23	1.25	1.24	
	Sones	23.2	23.0	22.9	22.8	22.7	22.4	22.0	21.6	21.2	20.9	21.1	21.3	21.5	
1800	CFM	3956	3878	3799	3719	3636	3552	3466	3378	3288	3097	2882	2646	2409	
	BHP	1.00	1.04	1.08	1.11	1.15	1.19	1.23	1.27	1.31	1.38	1.43	1.47	1.48	
	Sones	25.0	24.8	24.7	24.6	24.5	24.4	24.0	23.7	23.3	22.6	22.7	22.9	23.0	

AMCA WORLDWIDE CERTIFIED RATINGS  
SOUND AND AIR PERFORMANCE  
S&P USA Ventilation Systems, LLC, Div. of Soler & Palau Ventilation Group, certifies that the Models STXD shown herein are licensed to bear the AMCA Seal. The ratings shown are based on test and procedures performed in accordance with AMCA Publication 211 and AMCA Publication 311 and comply with the requirement of the AMCA Certified Ratings Program.

UL US  
STXD & STXDe:  
STANDARD 705 for Electrical  
STXD:  
STANDARD 762 for Grease Removal

Performance certified is for installation type A-free inlet, free outlet. Performance ratings include the effects of birdscreen in the airstream.

The sound ratings shown are loudness values in fan sones @ 5' (1.5m) in a hemispherical free field calculated per AMCA Standard 301. Values shown are for Installation Type A: free inlet hemispherical sone levels.

Speed (RPM) shown is nominal. Performance is based on actual speed of test.

Fan RPM performances may vary from actual current motor offerings for any given model. See Optimizer2 fan selection software for current motor RPM offerings



# MODELS STXD, STXDe & STXDeRHUL

UPBLAST DIRECT DRIVE CENTRIFUGAL ROOF/SIDEWALL EXHAUST FANS



## PERFORMANCE

### Size 16


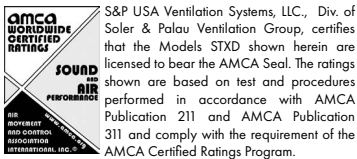
Motor HP	RPM		Static Pressure in Inches w.g.											
			0	.125	.25	.375	.5	.625	.75	.875	1	1.25	1.5	1.75
STXD 1/2 HP 1140 RPM	750	CFM	2108	1894	1633	1272	-	-	-	-	-	-	-	-
		BHP	0.11	0.13	0.14	0.14	-	-	-	-	-	-	-	-
		Sones	7.9	7.7	6.7	6.3	-	-	-	-	-	-	-	-
	800	CFM	2248	2048	1815	1515	-	-	-	-	-	-	-	-
		BHP	0.14	0.15	0.17	0.17	-	-	-	-	-	-	-	-
		Sones	8.6	8.4	7.6	7.0	-	-	-	-	-	-	-	-
	850	CFM	2389	2200	1989	1730	1375	-	-	-	-	-	-	-
		BHP	0.16	0.18	0.20	0.20	0.21	-	-	-	-	-	-	-
		Sones	9.4	9.3	8.5	7.6	7.6	-	-	-	-	-	-	-
	900	CFM	2529	2351	2159	1930	1637	-	-	-	-	-	-	-
		BHP	0.20	0.21	0.23	0.24	0.25	-	-	-	-	-	-	-
		Sones	10.1	9.9	9.3	8.5	8.2	-	-	-	-	-	-	-
	950	CFM	2670	2500	2324	2117	1865	1535	-	-	-	-	-	-
		BHP	0.23	0.25	0.27	0.28	0.29	0.29	-	-	-	-	-	-
		Sones	10.9	10.7	10.2	9.3	8.8	8.9	-	-	-	-	-	-
	1000	CFM	2810	2649	2486	2295	2074	1799	-	-	-	-	-	-
		BHP	0.27	0.29	0.31	0.33	0.33	0.34	-	-	-	-	-	-
		Sones	11.8	11.6	11.3	10.3	9.6	9.5	-	-	-	-	-	-
	1050	CFM	2951	2796	2645	2467	2270	2032	1739	-	-	-	-	-
		BHP	0.31	0.33	0.35	0.37	0.38	0.39	0.39	-	-	-	-	-
		Sones	12.7	12.5	12.3	11.4	10.6	10.1	10.3	-	-	-	-	-
	1100	CFM	3091	2944	2800	2636	2455	2245	1994	-	-	-	-	-
		BHP	0.36	0.38	0.40	0.42	0.44	0.44	0.45	-	-	-	-	-
		Sones	13.6	13.5	13.3	12.5	11.7	11.1	11.1	-	-	-	-	-
1150	CFM	3187	3043	2904	2749	2577	2383	2154	1877	-	-	-	-	
	BHP	0.39	0.41	0.44	0.46	0.48	0.48	0.49	0.49	-	-	-	-	
	Sones	14.6	14.4	14.2	13.7	12.9	12.4	12.0	12.2	-	-	-	-	
STXD 1-1/2 HP 1725 RPM	1750	CFM	4781	4687	4591	4494	4396	4295	4192	4084	3973	3737	3489	3175
		BHP	1.20	1.24	1.28	1.32	1.35	1.39	1.42	1.45	1.48	1.55	1.60	1.63
		Sones	29.3	29.3	29.2	29.1	29.1	29.0	28.6	27.8	27.2	25.9	24.7	24.2

Performance certified is for installation type A-free inlet, free outlet. Performance ratings include the effects of birdscreen in the airstream.

The sound ratings shown are loudness values in fan sones @ 5' (1.5m) in a hemispherical free field calculated per AMCA Standard 301. Values shown are for Installation Type A: free inlet hemispherical sone levels.

Speed (RPM) shown is nominal. Performance is based on actual speed of test.

Fan RPM performances may vary from actual current motor offerings for any given model. See Optimizer2 fan selection software for current motor RPM offerings



# MODELS STXD, STXDe & STXDeRHUL

UPBLAST DIRECT DRIVE CENTRIFUGAL ROOF/SIDEWALL EXHAUST FANS



## PERFORMANCE Size 16 continued

Motor HP	RPM		Static Pressure in Inches w.g.												
			0	.125	.25	.375	.5	.625	.75	.875	1	1.25	1.5	1.75	2
STXDe 1 HP 1550 RPM	650	CFM	1748	1462	973	-	-	-	-	-	-	-	-	-	-
		BHP	0.07	0.08	0.08	-	-	-	-	-	-	-	-	-	-
		Sones	5.2	4.8	4.6	-	-	-	-	-	-	-	-	-	-
	750	CFM	2016	1804	1395	982	-	-	-	-	-	-	-	-	-
		BHP	0.10	0.12	0.12	0.12	-	-	-	-	-	-	-	-	-
		Sones	6.8	6.4	6.2	5.9	-	-	-	-	-	-	-	-	-
	850	CFM	2285	2107	1798	1424	1059	-	-	-	-	-	-	-	-
		BHP	0.15	0.18	0.18	0.17	0.17	-	-	-	-	-	-	-	-
		Sones	8.2	7.7	7.5	7.3	7.0	-	-	-	-	-	-	-	-
	950	CFM	2554	2400	2179	1838	1510	1182	859	-	-	-	-	-	-
		BHP	0.21	0.24	0.25	0.24	0.24	0.24	0.25	-	-	-	-	-	-
		Sones	9.7	9.4	9.2	9.0	8.7	8.4	8.2	-	-	-	-	-	-
	1050	CFM	2823	2687	2516	2239	1929	1635	1339	1058	-	-	-	-	-
		BHP	0.28	0.32	0.34	0.34	0.33	0.32	0.33	0.34	-	-	-	-	-
		Sones	11.4	11.1	10.9	10.8	10.6	10.3	10.1	9.9	-	-	-	-	-
	1150	CFM	3092	2969	2824	2621	2334	2058	1791	1523	1262	-	-	-	-
		BHP	0.37	0.41	0.44	0.45	0.44	0.43	0.43	0.43	0.44	-	-	-	-
		Sones	13.4	13.2	12.9	12.7	12.6	12.4	12.1	11.9	11.7	-	-	-	-
	1250	CFM	3361	3249	3122	2964	2734	2468	2214	1968	1720	1240	-	-	-
		BHP	0.48	0.52	0.56	0.58	0.57	0.56	0.55	0.55	0.55	0.57	-	-	-
		Sones	15.5	15.3	15.0	14.8	14.7	14.6	14.3	14.1	13.9	13.5	-	-	-
	1350	CFM	3630	3527	3413	3281	3105	2868	2625	2390	2167	1702	1252	-	-
		BHP	0.60	0.65	0.69	0.72	0.73	0.72	0.70	0.70	0.69	0.70	0.72	-	-
		Sones	17.7	17.5	17.2	17.0	16.9	16.7	16.6	16.4	16.2	15.8	15.5	-	-
1450	CFM	3898	3804	3700	3584	3445	3256	3024	2802	2584	2160	1729	1301	-	
	BHP	0.75	0.80	0.84	0.88	0.90	0.90	0.88	0.87	0.86	0.85	0.87	0.89	-	
	Sones	20.0	19.8	19.6	19.3	19.1	18.9	18.7	18.6	18.4	17.8	17.3	16.8	-	
1550	CFM	4167	4079	3984	3879	3762	3613	3422	3201	2995	2591	2194	1797	1390	
	BHP	0.91	0.97	1.01	1.06	1.09	1.11	1.10	1.07	1.06	1.05	1.05	1.06	1.09	
	Sones	22.2	21.9	21.7	21.5	21.3	21.0	20.8	20.6	20.3	19.8	19.2	18.7	18.3	

AMCA WORLDWIDE CERTIFIED RATINGS  
SOUND AND AIR PERFORMANCE  
S&P USA Ventilation Systems, LLC, Div. of Soler & Palau Ventilation Group, certifies that the Models STXD shown herein are licensed to bear the AMCA Seal. The ratings shown are based on test and procedures performed in accordance with AMCA Publication 211 and AMCA Publication 311 and comply with the requirement of the AMCA Certified Ratings Program.

UL US  
STXD & STXDe:  
STANDARD 705 for Electrical  
STXD:  
STANDARD 762 for Grease Removal

Performance certified is for installation type A-free inlet, free outlet. Performance ratings include the effects of birdscreen in the airstream.

The sound ratings shown are loudness values in fan sones @ 5' (1.5m) in a hemispherical free field calculated per AMCA Standard 301. Values shown are for Installation Type A: free inlet hemispherical sone levels.

Speed (RPM) shown is nominal. Performance is based on actual speed of test.

Fan RPM performances may vary from actual current motor offerings for any given model. See Optimizer2 fan selection software for current motor RPM offerings

# MODELS STXD, STXDe & STXDeRHUL

UPBLAST DIRECT DRIVE CENTRIFUGAL ROOF/SIDEWALL EXHAUST FANS



## PERFORMANCE Size 16 continued

Motor HP	RPM		Static Pressure in Inches w.g.													
			0	.125	.25	.375	.5	.625	.75	.875	1	1.25	1.5	1.75	2	2.25
STXDe 2 HP 1800 RPM	600	CFM	1497	1250	880	-	-	-	-	-	-	-	-	-	-	-
		BHP	0.05	0.07	0.08	-	-	-	-	-	-	-	-	-	-	-
		Sones	5.1	4.5	4.1	-	-	-	-	-	-	-	-	-	-	-
	700	CFM	1747	1544	1277	886	-	-	-	-	-	-	-	-	-	-
		BHP	0.08	0.10	0.12	0.12	-	-	-	-	-	-	-	-	-	-
		Sones	6.7	6.2	5.8	5.5	-	-	-	-	-	-	-	-	-	-
	800	CFM	1996	1824	1617	1343	956	-	-	-	-	-	-	-	-	-
		BHP	0.12	0.14	0.16	0.17	0.17	-	-	-	-	-	-	-	-	-
		Sones	8.4	8.0	7.6	7.1	6.9	-	-	-	-	-	-	-	-	-
	900	CFM	2246	2095	1923	1718	1459	1116	-	-	-	-	-	-	-	-
		BHP	0.18	0.20	0.22	0.24	0.25	0.25	-	-	-	-	-	-	-	-
		Sones	10.1	9.5	9.2	8.8	8.4	8.4	-	-	-	-	-	-	-	-
	1000	CFM	2496	2361	2212	2044	1843	1606	1321	-	-	-	-	-	-	-
		BHP	0.24	0.26	0.29	0.32	0.33	0.34	0.35	-	-	-	-	-	-	-
		Sones	11.7	11.1	10.7	10.3	10.0	9.8	9.7	-	-	-	-	-	-	-
	1100	CFM	2745	2624	2492	2348	2186	1994	1777	1539	-	-	-	-	-	-
		BHP	0.32	0.35	0.37	0.40	0.43	0.45	0.46	0.46	-	-	-	-	-	-
		Sones	13.4	13.0	12.5	12.2	11.9	11.6	11.4	11.2	-	-	-	-	-	-
	1200	CFM	2995	2884	2766	2639	2500	2346	2165	1968	1759	-	-	-	-	-
		BHP	0.42	0.45	0.47	0.50	0.53	0.56	0.58	0.59	0.60	-	-	-	-	-
		Sones	15.3	14.9	14.7	14.5	14.2	14.0	13.6	13.2	12.9	-	-	-	-	-
	1300	CFM	3244	3143	3035	2922	2799	2667	2521	2353	2168	1762	-	-	-	-
		BHP	0.53	0.56	0.59	0.62	0.66	0.69	0.72	0.74	0.75	0.76	-	-	-	-
		Sones	17.7	17.4	17.2	16.9	16.6	16.4	16.1	15.7	15.3	14.6	-	-	-	-
1400	CFM	3494	3400	3301	3198	3088	2972	2846	2709	2553	2215	1772	-	-	-	
	BHP	0.66	0.69	0.73	0.76	0.80	0.83	0.87	0.90	0.92	0.95	0.94	-	-	-	
	Sones	20.2	19.9	19.7	19.4	19.2	19.0	18.7	18.4	18.0	17.3	16.6	-	-	-	
1500	CFM	3743	3656	3565	3470	3370	3265	3154	3036	2907	2608	2287	1817	-	-	
	BHP	0.81	0.85	0.88	0.92	0.96	1.00	1.03	1.07	1.11	1.15	1.17	1.14	-	-	
	Sones	22.9	22.7	22.4	22.2	22.0	21.8	21.5	21.3	21.0	20.2	19.3	18.6	-	-	
1600	CFM	3993	3911	3826	3738	3647	3551	3451	3346	3234	2981	2686	2383	1913	-	
	BHP	0.99	1.03	1.06	1.10	1.14	1.18	1.22	1.26	1.30	1.37	1.40	1.42	1.38	-	
	Sones	24.8	24.6	24.4	24.2	24.0	23.8	23.5	23.3	23.1	22.4	21.6	20.9	20.2	-	
1700	CFM	4242	4166	4086	4005	3920	3832	3772	3645	3545	3327	3073	2792	2501	2053	
	BHP	1.19	1.23	1.27	1.31	1.35	1.39	1.42	1.48	1.52	1.60	1.65	1.69	1.71	1.66	
	Sones	26.7	26.5	26.3	26.1	25.9	25.7	25.5	25.3	25.1	24.7	23.9	23.2	22.5	22.2	
1800	CFM	4492	4420	4345	4269	4190	4108	4024	3936	3846	3651	3436	3183	2917	2639	
	BHP	1.41	1.45	1.49	1.53	1.58	1.62	1.66	1.71	1.76	1.85	1.93	1.97	2.01	2.03	
	Sones	28.7	28.5	28.3	28.1	27.9	27.8	27.6	27.4	27.2	26.7	26.2	25.5	24.8	24.3	

AMCA WORLDWIDE CERTIFIED RATINGS  
SOUND AND AIR PERFORMANCE  
S&P USA Ventilation Systems, LLC., Div. of Soler & Palau Ventilation Group, certifies that the Models STXD shown herein are licensed to bear the AMCA Seal. The ratings shown are based on test and procedures performed in accordance with AMCA Publication 211 and AMCA Publication 311 and comply with the requirement of the AMCA Certified Ratings Program.

UL US  
STXD & STXDe:  
STANDARD 705 for Electrical  
STXD:  
STANDARD 762 for Grease Removal

Performance certified is for installation type A-free inlet, free outlet. Performance ratings include the effects of birdscreen in the airstream.

The sound ratings shown are loudness values in fan sones @ 5' (1.5m) in a hemispherical free field calculated per AMCA Standard 301. Values shown are for Installation Type A: free inlet hemispherical sone levels.

Speed (RPM) shown is nominal. Performance is based on actual speed of test.

Fan RPM performances may vary from actual current motor offerings for any given model. See Optimizer2 fan selection software for current motor RPM offerings

# MODELS STXD, STXDe & STXDeRHUL

UPBLAST DIRECT DRIVE CENTRIFUGAL ROOF/SIDEWALL EXHAUST FANS



## PERFORMANCE

### Size 18

Motor HP	RPM		Static Pressure in Inches w.g.									
			0	.125	.25	.375	.5	.625	.75	.875	1	1.25
STXDe 1 HP 1100 RPM	500	CFM	1942	1600	1098	-	-	-	-	-	-	-
		BHP	0.08	0.09	0.10	-	-	-	-	-	-	-
		Sones	8.0	4.9	3.2	-	-	-	-	-	-	-
	600	CFM	2330	2053	1732	1225	-	-	-	-	-	-
		BHP	0.13	0.16	0.17	0.17	-	-	-	-	-	-
		Sones	9.8	7.4	5.5	4.5	-	-	-	-	-	-
	700	CFM	2719	2485	2229	1932	1486	-	-	-	-	-
		BHP	0.21	0.24	0.26	0.27	0.27	-	-	-	-	-
		Sones	11.4	9.5	7.9	6.7	6.0	-	-	-	-	-
	800	CFM	3107	2908	2688	2453	2184	1816	-	-	-	-
		BHP	0.31	0.34	0.37	0.39	0.40	0.40	-	-	-	-
		Sones	13.1	11.7	10.1	9.0	8.1	7.7	-	-	-	-
	900	CFM	3495	3317	3128	2930	2715	2473	2170	1658	-	-
		BHP	0.44	0.48	0.52	0.54	0.56	0.57	0.57	0.55	-	-
		Sones	15.0	13.8	12.8	11.4	10.5	10.0	9.5	9.1	-	-
	1000	CFM	3884	3724	3557	3383	3200	3004	2788	2535	2195	-
		BHP	0.60	0.65	0.69	0.73	0.75	0.77	0.78	0.79	0.78	-
		Sones	17.0	16.1	15.2	14.2	13.3	12.6	12.2	11.7	11.3	-
	1100	CFM	4272	4127	3977	3821	3661	3492	3313	3120	2904	2281
		BHP	0.80	0.85	0.90	0.95	0.98	1.01	1.03	1.04	1.05	1.03
		Sones	19.1	18.3	17.6	17.3	16.6	15.9	15.3	14.7	14.3	13.5

AMCA WORLDWIDE CERTIFIED RATINGS  
SOUND AND AIR PERFORMANCE  
S&P USA Ventilation Systems, LLC, Div. of Soler & Palau Ventilation Group, certifies that the Models STXD shown herein are licensed to bear the AMCA Seal. The ratings shown are based on test and procedures performed in accordance with AMCA Publication 211 and AMCA Publication 311 and comply with the requirement of the AMCA Certified Ratings Program.



STXD & STXDe:  
STANDARD 705 for Electrical  
STXD:  
STANDARD 762 for Grease Removal


Performance certified is for installation type A-free inlet, free outlet. Performance ratings include the effects of birdscreen in the airstream.

The sound ratings shown are loudness values in fan sones @ 5' (1.5m) in a hemispherical free field calculated per AMCA Standard 301. Values shown are for Installation Type A: free inlet hemispherical sone levels.


Speed (RPM) shown is nominal. Performance is based on actual speed of test.

Fan RPM performances may vary from actual current motor offerings for any given model. See Optimizer2 fan selection software for current motor RPM offerings

SCAN ME  
FOR S&P USA



SCAN ME  
FOR S&P CANADA



S&P USA Ventilation Systems, LLC

6393 Powers Avenue  
Jacksonville, FL 32217

800.961.7370

www.SolerPalau-USA.com

S&P Canada Ventilation Products, Inc

6710 Maritz Drive Unit #7

Mississauga, ON L5W 0A1 - Canada

416.744.1217

www.SolerPalauCanada.com

